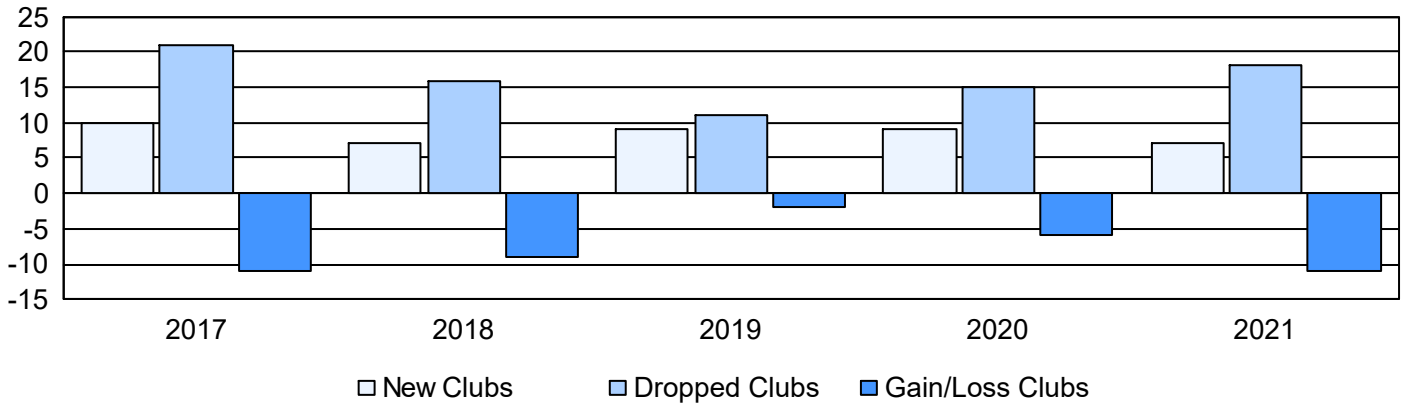
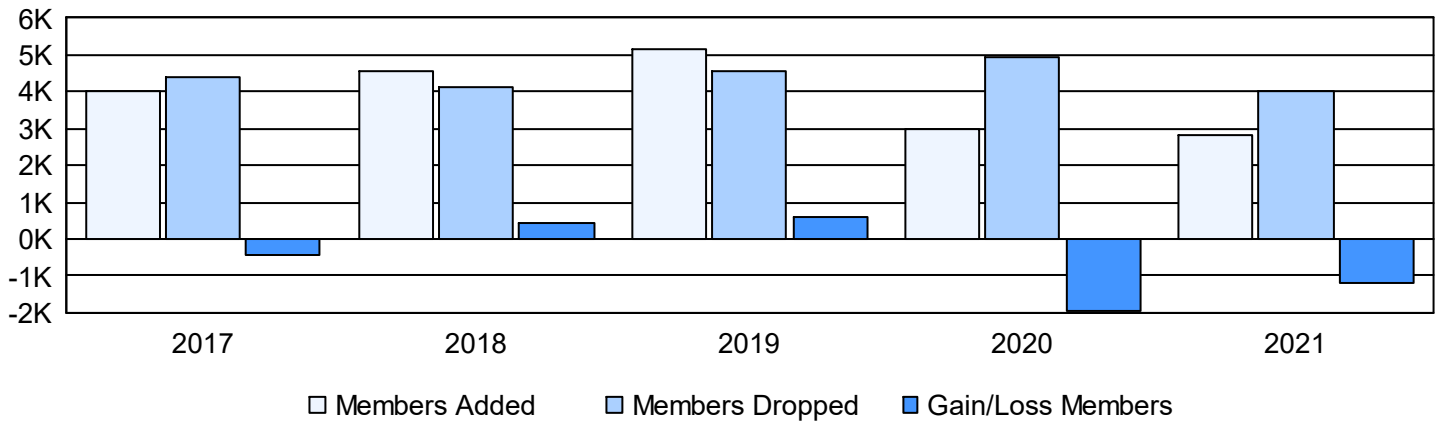


| Year           | New Clubs | Dropped Clubs | Gain/ Loss Clubs | New Members  | Charter Members | Reinstate Members | Transfer Members | Total Member Added | Total Members Dropped | Gain/ Loss Members |
|----------------|-----------|---------------|------------------|--------------|-----------------|-------------------|------------------|--------------------|-----------------------|--------------------|
| 2016-2017      | 10        | 21            | -11              | 3,350        | 444             | 178               | 32               | 4,004              | 4,417                 | -413               |
| 2017-2018      | 7         | 16            | -9               | 3,997        | 308             | 165               | 108              | 4,578              | 4,133                 | 445                |
| 2018-2019      | 9         | 11            | -2               | 4,590        | 389             | 153               | 26               | 5,158              | 4,576                 | 582                |
| 2019-2020      | 9         | 15            | -6               | 2,498        | 319             | 123               | 32               | 2,972              | 4,951                 | -1,979             |
| 2020-2021      | 7         | 18            | -11              | 2,331        | 257             | 188               | 19               | 2,795              | 3,990                 | -1,195             |
| <b>Average</b> | <b>8</b>  | <b>16</b>     | <b>-8</b>        | <b>3,353</b> | <b>343</b>      | <b>161</b>        | <b>43</b>        | <b>3,901</b>       | <b>4,413</b>          | <b>-512</b>        |

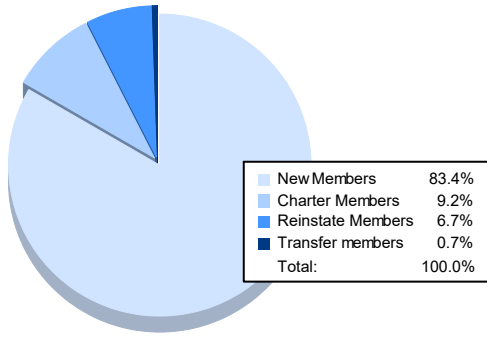
### Clubs



### Members



### Membership Composition June 2021 Cumulative



### Gender Composition June 2021 Cumulative

